


Outcomes

At the end of this lecture at the learner will be able to:

- Describe the techniques used in the complete physical examination
- Describe the appropriate timing of the complete physical exam



Outcomes

- After appropriate initial steps and assessment from a distance
 - Be familiar with equipment used on the physical examination
 - Describe the process of collating abnormalities on the physical exam with clinical anatomy and physiology of a body region for example, HEENT




Clinical Approach

- Initial assessment
- Introduction
- Brief history
- Brief physical exam
- General impression
- HEENT
- ...




Our Classroom Approach

- Organ Systems
- Basic anatomy and physiology
- Clinical relevant anatomy and physiology
- Pathophysiology
- Techniques of examination
- Abnormal findings and their relative significance



HEENT

- For example, Lecture 4.2
- First on text page (e.g., B. p. 163)
 - *Anatomy* of the scalp, skull, face, sinuses
- And then on text page (e.g., B. pp. 184,...)
 - *Techniques* of examination of the scalp, skull, face, sinuses
- Abnormal findings
- Significance




CPE Outline

For complete physical exam outline:


- Helpful to keep a printed hardcopy of the PE available
- Refer to your skillsheet for 340 practical (final)

[Click here for Skillsheet](#)



Purpose of the CPE

- Assess and interpret findings on the physical exam
 - Secondary survey
- Collate these findings
 - With present illness and chief complaint.



Techniques of the Physical Exam

- Inspection
- Palpation
- Percussion
- Auscultation

Physical Examination Equipment

- Stethoscope
- Ophthalmoscope
- Otoscope
- Tongue depressor
- Reflex hammer
- Penlight
- Gloves / PPE



Summary

- Techniques used in the complete physical examination
- Appropriate timing of the complete physical exam, **only after**
 - Appropriate initial steps (initial assessment)
 - Assessment from a distance
- Equipment used on the physical examination
- Process of collating the physical exam with the clinical anatomy and physiology of body systems, starting with HEENT
